

Meiosis Intro BTR

Your body is made of two basic cell types. One basic type are **somatic cells**, also called body cells, which make up almost all of your tissues and organs. The second basic type are **germ cells**, which are located in your reproductive organs. They are the cells that will undergo meiosis and form gametes. **Gametes** are sex cells. They include eggs and sperm cells.

Each species has a characteristic number of chromosomes per cell. Body cells are **diploid**, which means that each cell has two copies of each chromosome, one from each parent. Gametes are **haploid**, which means that each cell has one copy of each chromosome. Gametes join together during **fertilization**, which is the actual fusion of egg and sperm, and restores the diploid number.

The diploid chromosome number in humans is 46. Your cells need both copies of each chromosome to function properly. Each pair of chromosomes is called homologous. **Homologous chromosomes** are a pair of chromosomes that have the same overall appearance and carry the same genes. One comes from the mother, and one comes from the father. Thus, one chromosome from a pair of homologous chromosomes might carry a gene that codes for green eye color, while the other carries a gene that codes for brown eye color.

For reference, each pair of homologous chromosomes has been numbered, from largest to smallest. Chromosome pairs 1 through 22 are autosomes. **Autosomes** are chromosomes that contain genes for characteristics not directly related to sex. The two other chromosomes are **sex chromosomes**, chromosomes that directly control the development of sexual characteristics. In humans, a woman has two X chromosomes, and a man has an X and a Y chromosome. The Y chromosome is very small and carries few genes.

Meiosis is a form of nuclear division that reduces chromosome number from diploid to haploid. Each haploid cell produced by meiosis has 22 autosomes and 1 sex chromosome.

1. What are the two major groups of cell types in the human body?

2. Where are the gametes produced?

3. How many chromosomes are in a typical human body cell? a typical human egg?

4. What is the gender of a person with two X chromosomes?

5. Which chromosome carries the fewest number of genes?

6. What is the haploid chromosome number in humans?

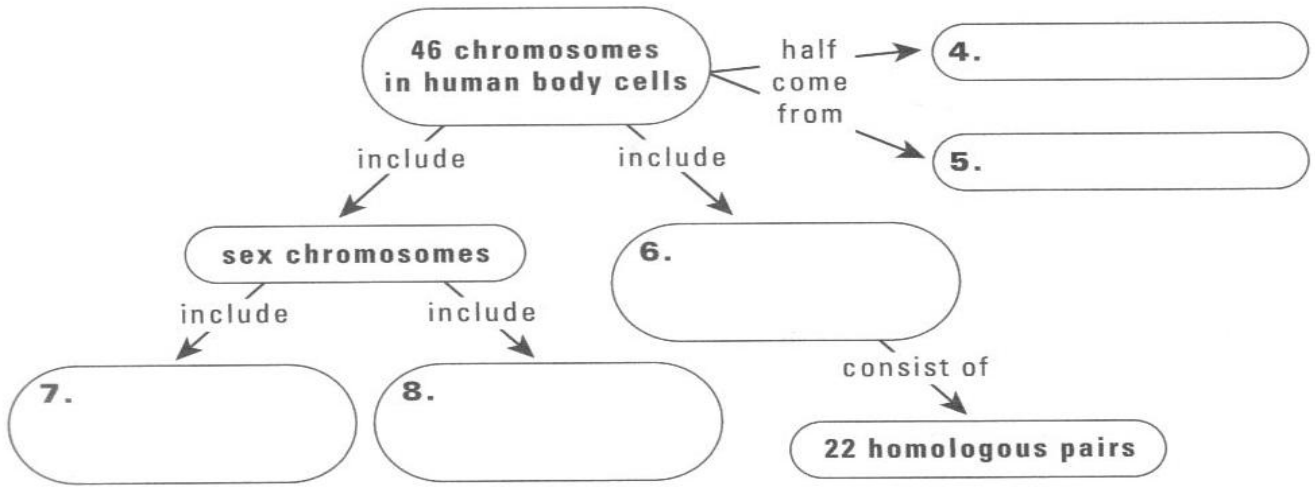
7. How many autosomes are present in each human gamete? How many sex chromosomes?

8. After a chromosome is replicated, each half is called a sister _____ ?

9. Two chromosomes that are the same size and carry the same type of gene codes are called ?

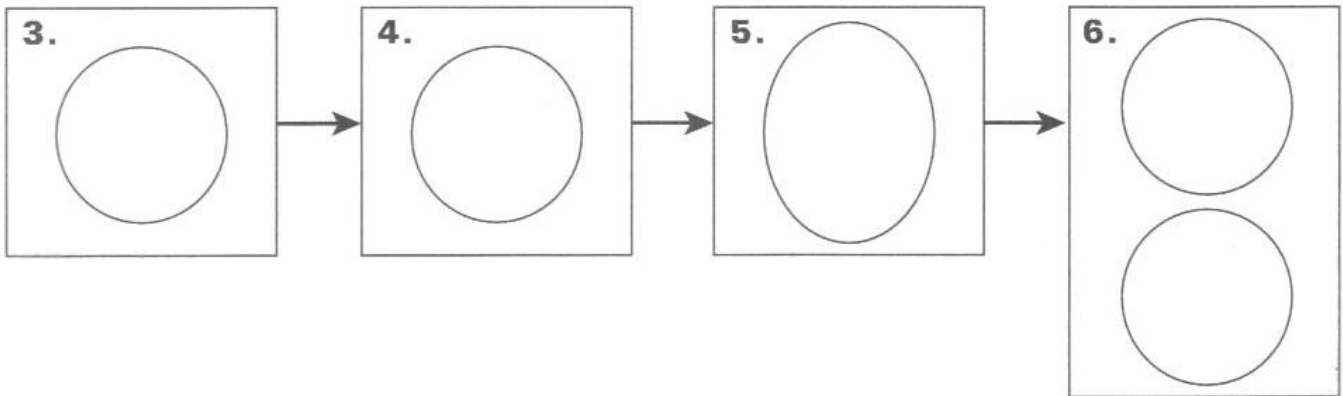
MAIN IDEA: Your cells have autosomes and sex chromosomes.

Fill in the concept map below to summarize what you know about chromosomes.

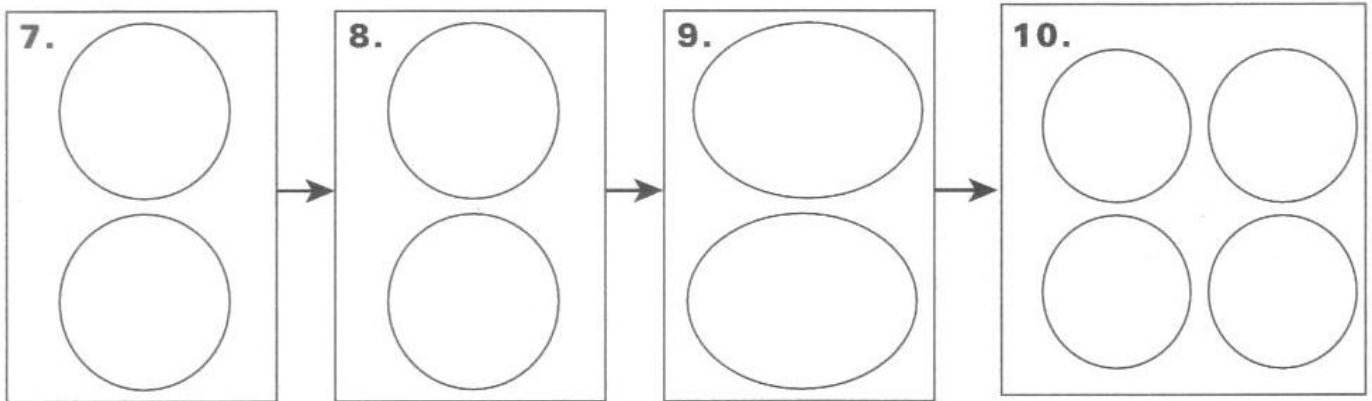


In the space below, sketch the phases of meiosis I and II and write the name of each phase below it. Use Figure 6.5 to help you.

Meiosis I



Meiosis II



10. During which phase do **homologous chromosomes** separate?

11. During which phase do **sister chromatids** separate?
